







**HZNRKJ**

	
<ul style="list-style-type: none"> <li>·</li> <li>·</li> <li>·</li> <li>·</li> <li>·</li> <li>·</li> <li>·</li> <li>·</li> </ul>	

	
<ul style="list-style-type: none"> <li>·</li> <li>·</li> <li>·</li> <li>·</li> </ul>	

1

"

" \* \* \* \* \*

"

2

"

"

一、概述	4
二、性能特点	4
三、工作环境	4
四、执行标准	5
五、型号说明	5
六、技术参数	5
七、原理说明	6
八、装置安装及接线	8
九、反孤岛装置调试	11
十、包装、运输及贮存	11

220/380V

380V

a  
b  
c  
d  
e  
f  
g)

-10 ~+45

-40 ~+70

95% 25

2000m

2000m

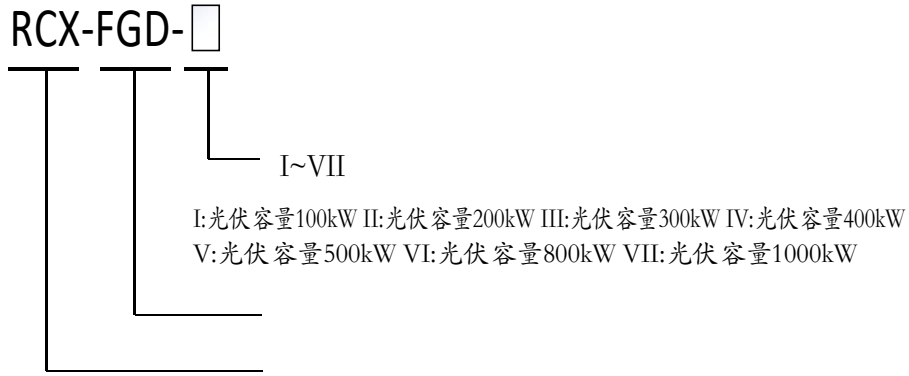
0.30g

0.15g

3

I P44

CGDM1974



注: 1.

UN 380V

85%~110%UN

: 50Hz

: 690V

100/200/300/400/500/800/1000kW

25/50/75/100/125/200/250kW

3

40/80/120/160/200/320/400A

1S

1S,

100ms

10000

1

2

3


400V 母线

400V 母线1

400V 母线2

400V 母线1

400V 母线2



1 1

2 2

3 3

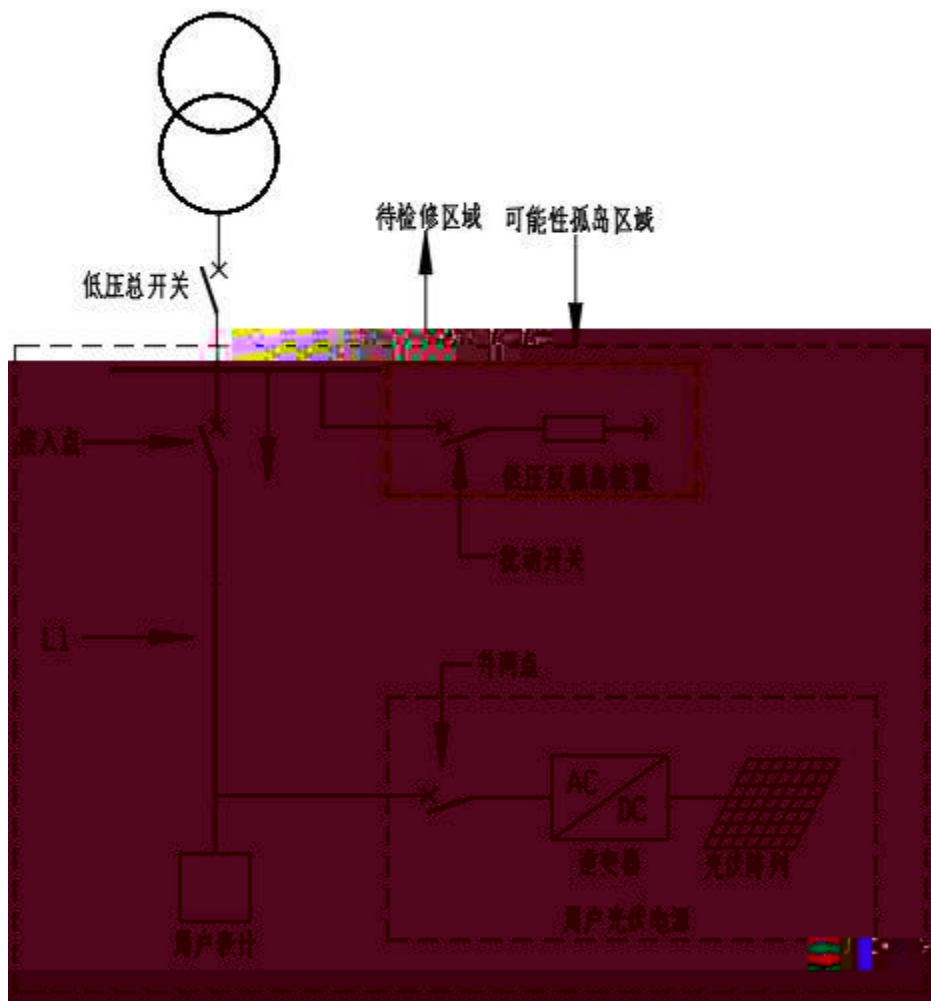


图 4 反孤岛装置接线示意图

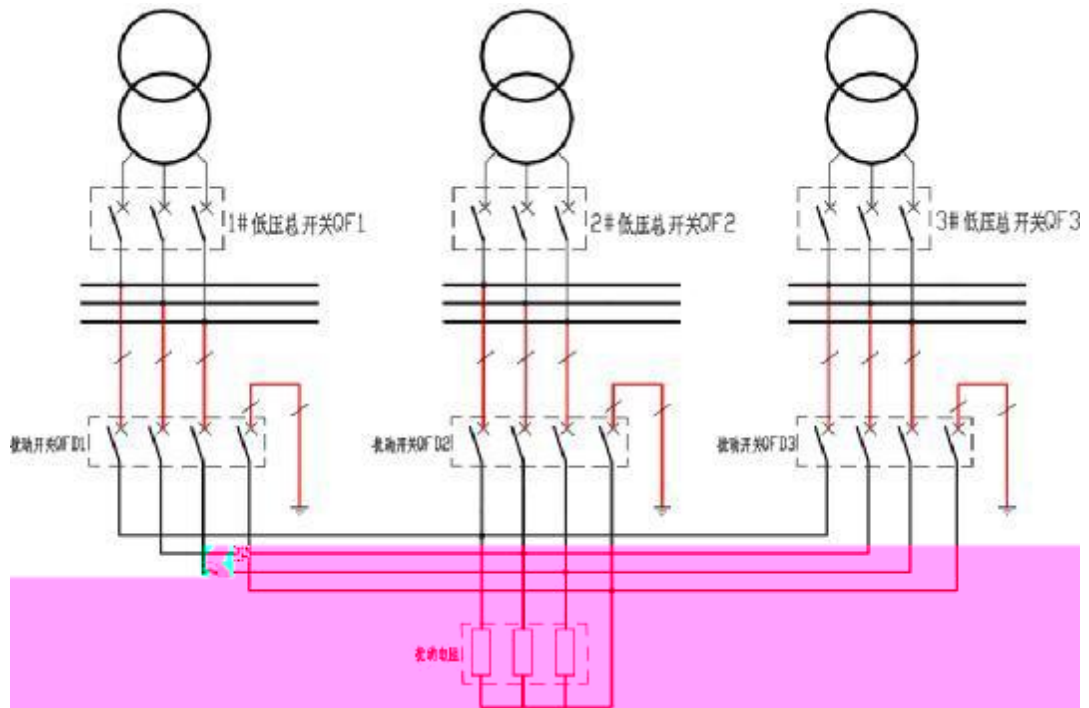
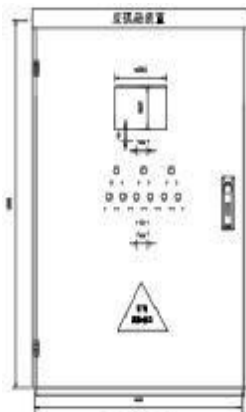



图 5 一次接线部分（三回路）

kW	100	200	300	400	500	800	1000
mm <sup>2</sup>	10	25	35	50	50	95	120
(A)	40	80	120	160	200	320	400





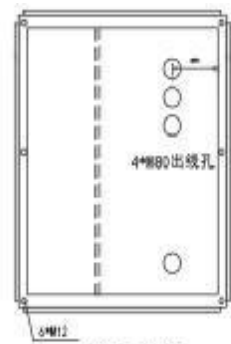
正视图



左侧视图

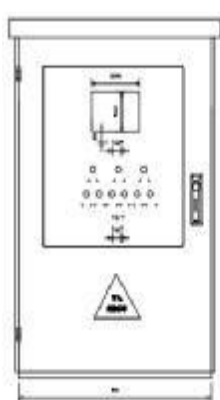


内门开门后内部示意图




底部示意图

前



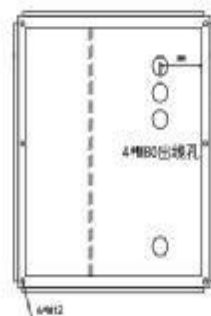
正视图



左侧视图




内门开门后内部示意图



底部示意图

前



正视图



左侧视图

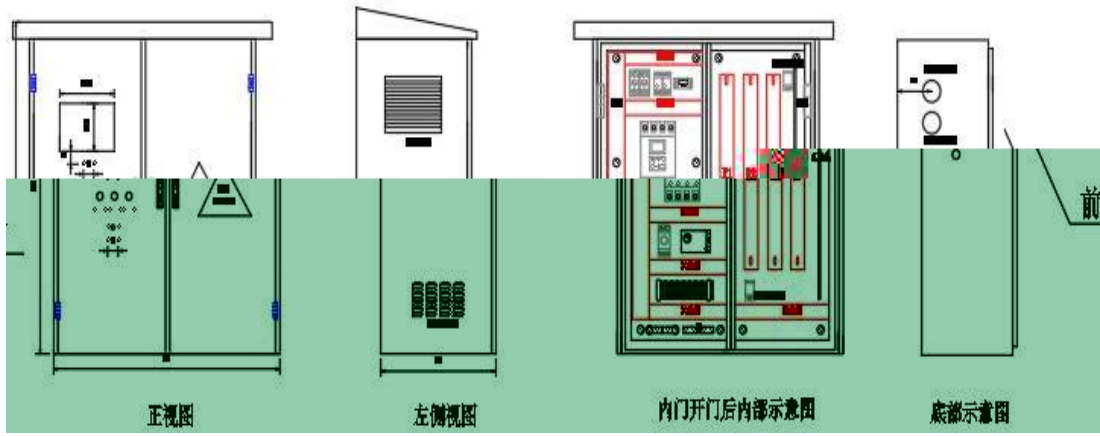


内门开门后内部示意图



底部示意图

前



1)

2)

3)

4)